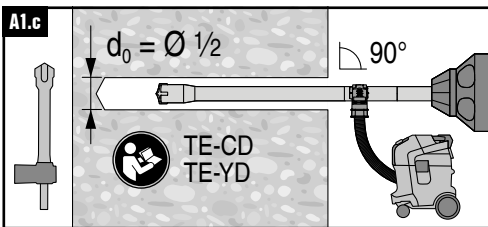
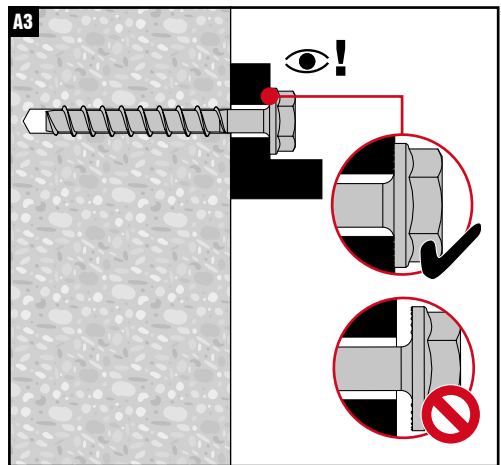
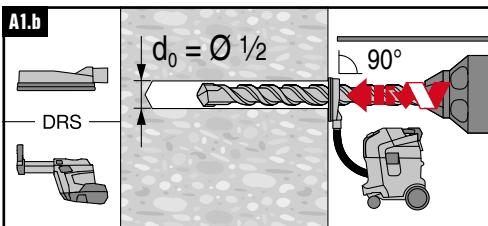
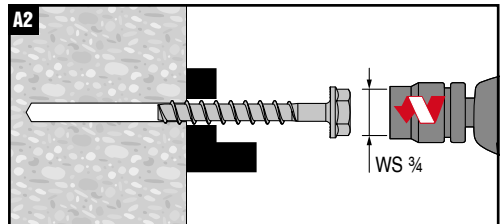
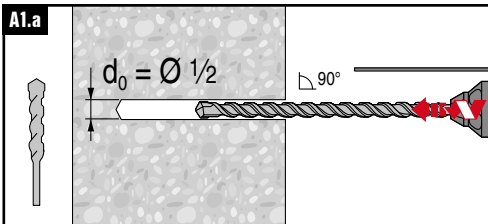
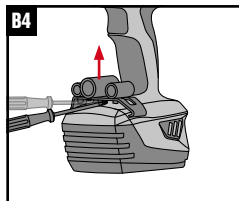
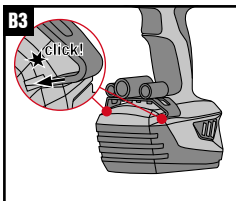
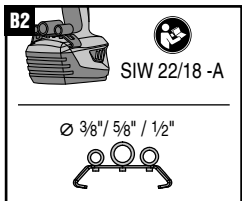
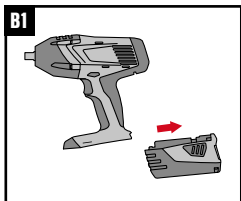
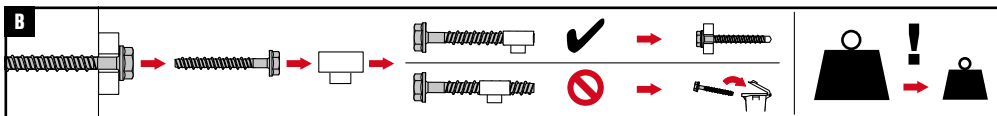


KWIK HUS	h_1^*	t_{fix}
1/2 x 3	3 3/8 - t_{fix}	0...3/4
1/2 x 3 1/2	3 7/8 - t_{fix}	0...1/2
1/2 x 4	4 3/8 - t_{fix}	0...1
1/2 x 4 1/2	4 7/8 - t_{fix}	0...1/4
1/2 x 5	5 3/8 - t_{fix}	0...3/4
1/2 x 6	6 3/8 - t_{fix}	0...1 1/4

SIW 22/18-A	✓	✓
	✓	✓
SIW 22T/18T-A	✓	✓
	45 ft-lb	



*For non-hole cleaning installation (steps A1.a or A1.b), make sure to drill deep enough to achieve h_1 , taking into account the depth of debris remaining in the hole



< 3000 psi	$1/2 \times 3$	$1/2 \times 3...6$
	SIW 22/18-A	✓
SIW 22T/18T-A	✗	✗
	45 ft-lb	

≥ 3000 psi	$1/2 \times 3$	$1/2 \times 3...6$
	SIW 22/18-A	✓
SIW 22T/18T-A	✗	✗
	45 ft-lb	

